



Powerful online surveys.
Powered by AnalyseSurvey.

About us



CEO Group

CEO Infotech

Talent Search

CEO OD

CEO Enhance

Way2Jobz

“Centre for Excellence in Organization” was established in the year 1999 with a focus to create organizational excellence through people processes. Execution Excellence has always been a challenge for most organizations and that prompted us to focus on handholding than mere advisory consulting.

Since our inception we have assisted numerous organizations of the likes of Pepsi, Airtel, Cadburys, GMR, TVS, Murugappa, Mahindra & Mahindra, Apollo Hospitals, BEML, Cavin Care, CII, DuPont, Essar, GE, HP, India Cements, Indian Oil, ITC, Matrix, Motorola, Nokia, Pantaloon, Parryware, Petronas, Phillips, Dr. Reddys, Saint Gobain to better their HR operational processes.



About us

[CEO Group](#)[CEO Infotech](#)[Talent Search](#)[CEO OD](#)[CEO Enhance](#)[Way2Jobz](#)

Based in Chennai (India), CEO Infotech is an IT offshoot of the CEO (Centre for Excellence in Organization) group. CEO Infotech's mission is to automate people processes through a convergence of domain and technology expertise.

Our solution offerings range from Strategic Performance Management Solutions to online assessment solutions including 360 degree assessment to online survey software.



About us

[CEO Group](#)[CEO Infotech](#)[Talent Search](#)[CEO OD](#)[CEO Enhance](#)[Way2Jobz](#)

CEO TalentSearch, the staffing & sourcing division of Centre for Excellence in Organization Pvt. Ltd., has built a strong reputation across India for its systematic and hands-on approach to Human Resources sourcing & selection.

Headquartered in Chennai and with a network spread across India and Asia, TalentSearch is a one-stop-shop to meet all Manpower requirements. The services include Search, Selection, contract Staffing & Manpower planning.



About us

[CEO Group](#)[CEO Infotech](#)[Talent Search](#)[CEO OD](#)[CEO Enhance](#)[Way2Jobz](#)

CEO OD, the flagship division of CEO group offers solutions in the domain of holistic Organization Development.

The initial focus was on offering services in the area of High Performance Work Systems and Total Quality Management. Over the years we have built various product portfolios to help the client by offering services like HPWS, Balanced score card consulting, Family Business consulting and Compensation Management.



About us

CEO Group

CEO Infotech

Talent Search

CEO OD

CEO Enhance

Way2Jobz

CEO Enhance was Started with existing experience of organization development, manpower solutions and personal consultation.

Today, we facilitate in transforming lives by enhancing employability of talented individuals through identifying his aspirations to match with his potential and help him grow to global standards.

CEO Enhance works with the motto to serve the students community in making them more employable and bridge the GAP between the company's expectation and the skill set of the students. We fine tune the talent based on a well researched methodology so as to match organizational expectations.

About us



CEO Group

CEO Infotech

Talent Search


CEO OD

CEO Enhance

Way2Jobz

Way2Jobz is an online portal which acts as a databank for resumes and a career development and design portal.

Way2jobz is a focused initiative to connect fresh talents to corporate. Way2jobz works with a passion to bridge the gaps in reaching the talents, spread across and screen them to the operational needs.



"The single most important thing to remember about any enterprise is that there are no results inside its walls. The result of a business is a satisfied customer."

- Peter Drucker



AnalyseSurvey


- The AnalyseSurvey solution includes industry standard survey templates, a platform for hosting survey, collecting responses, and an advanced suite of analytical tools for analyzing customer satisfaction.
- Building and deploying a survey using AnalyseSurvey is very simple, quick and reliable. AnalyseSurvey survey software does not require any programming skills - all it takes to design a complete survey is only a few clicks.
- Responses are automatically computed and presented in an easy to read graphical format in real time.



Features

- Multiple question types- More than a dozen question type to choose from.
 - Multi Choice
 - Single Choice
 - Rating
 - Ranking
 - Matrix
 - Open Ended
 - Date...

Features

- 
- A black computer mouse with a cord, positioned on the left side of the slide.
- Numerous survey templates- More than 75 sample surveys to choose from.
 - Customer Satisfaction
 - Employee Engagement
 - Product Evaluation
 - Training Feedback
 - Service level satisfaction
 - Training Need Analysis...



Features

- Customized headers and footers - Upload your own logo, change the color, size and style of your survey Header and Footer text.
- Total branding flexibility - Complete branding of your survey. Upload your own company's logo and other pictures.
- Custom skip logic with ask-if validator
- 'Required' field validator
- Randomize answers feature - Randomize answers choices to eliminate bias
- Unlimited questions-surveys-answers
- Customized 'Thank-you' page - Increase response rates to your surveys with customized Thank you Page (Thank you pages can be very useful for Viral Marketing - allows respondents to invite other users to take the surveys.)



Features

- Email Your Survey- Send a unique link to each of your survey via email.
- Mass Emails- Upload your email distribution list and send personalized emails to each of your respondents from AnalyseSurvey.
- 24 x 7 Live - AnalyseSurvey is live 24 X 7 - survey responses are collected around the clock and results are viewable in real time.
- Real Time Responses Notification- Automatically have survey responses emailed to you in real-time that need your attention
- Track Responses - Track who has completed the survey and who has viewed the survey.



Features


- Respondent Anonymity Assurance- AnalyseSurvey guarantees to survey researchers to protect the privacy and confidentiality of the respondents.
- Send Reminder Emails - Send targeted reminder emails to those who have not completed the survey to boost your response
- Restrict survey response-Allow or restrict multiple responses for a survey to avoid data dumping
- Website Link- Post the survey on your website. Print Surveys Print your survey to review and collect data offline
- Online Address Book-Online Address Book for address import, mail out and tracking of respondents.




Features

- Real-time Reports- View results graphically in real-time, as responses are given.
- View individual responses- Dig down to get individual responses
- 2D / 3D Charts- Column, bar, line and more than 20 types of charts are created automatically in real-time while responses are collected.
- Export- Export your results and charts in multiple formats (MS Excel, Word)
- Summary Results- All of your survey results displayed on one page.
- Crosstab- Cross-tabulate results for key comparisons - crosstab is the cross referencing or comparison of two questions to determine how they are interrelated.
- Filter- Powerful filtering allows you to display only the responses you're interested in.

Features

- 
- A black computer mouse with a cord, positioned on the left side of the slide.
- Dedicated customer support and detailed FAQ section
 - Access dedicated customer support team- Get contextual help online / via phone / via mail help

And there is more...

- 
- A black computer mouse with a cord, positioned on the left side of the slide.
- CEO Infotech can run your entire survey process end-to-end
 - Design of questionnaire
 - Validation of questionnaire
 - Hosting of questionnaire
 - Branding of landing, individual and close pages – including creation of micro site for personalized and branded experience
 - Inviting / follow up / thanking for completion of survey – including customized mail templates
 - Linking of multiple survey responses -by individual respondents- over a period of time / in comparison with multiple product / service to measure shift
 - Complete analysis of data – Graphical, tabular, summary
 - Creation, presentation of report / data

and we ensure total confidentiality of process and data

And there is more...



- Flexible pricing plans to suit your usage requirement
- Availability of internal, validated, verified database for running surveys
- Customized features, add-on's to application based on your requirement –
A feature which is provided by the 'Mass Players'

Some snapshots



YOUR LOGO

Employee Satisfaction Survey



The Survey is used to evaluate the benefits satisfaction.

Give genuine response which will help us to evaluate the effectiveness of the benefits offered.


Click continue to start the survey and click next button to save your response

Contin

Powered by: www.analysesurvey.com

Some snapshots





Welcome , **Mahendrank**
[\[Sign Out \]](#)

[My Feedback Forms](#)
[New Feedback Form](#)
[Distribution List](#)
[Add Contacts](#)
[Search & Edit Contacts](#)
[Account Information](#)
[Help Center](#)
[Support](#)

Search Details

Search text :
--Select--

Search

Show all

Your Feedback Forms are listed below. To perform a specific action press an appropriate Image.

Feedback Name	Launched On	Status	Design	Launch	Manage	Analyze	Delete
Ansal Customer Satisfaction with Company		Ready					
all e Customer Satisfaction with Company		Ready					
Copy of Customer Satisfation -Short	Apr 9 2009	Active					
Mirror Mirror on the Wall How Am I Perceived by Friends	Mar 9 2009	Active					
ICL Employee Benefits Survey		Ready					
Mahe Employee Benefits Survey	Mar 3 2009	Active					


1 2 3 4 5 6 7 8

Copy Right © 2008 – 2020 D2C Technologies. All Rights Reserved. [Contact Support](#)

Some snapshots



Employee Satisfaction Survey



YOUR LOGO

1 Overall, how satisfied are you with our company benefits?

Answer

☐ Very Dissatisfied
☐ Somewhat Dissatisfied
☐ Neither Satisfied Nor Dissatisfied
☐ Somewhat Satisfied
☐ Very Satisfied

2 Please rate your level of satisfaction with each of our companys benefits. If you do not have experience with a particular benefit, please select N/A. CSS

Answer

	N/A	Very Dissatisfied	Somewhat Dissatisfied	Neither Satisfied Nor Dissatisfied	CSS Rating
Dental plan	<input type="radio"/>	<input type="radio"/>	<input type="radio"/>	<input type="radio"/>	<input type="radio"/>
Disability (short & long term) plan	<input type="radio"/>	<input type="radio"/>	<input type="radio"/>	<input type="radio"/>	<input type="radio"/>
Education assistance program	<input type="radio"/>	<input type="radio"/>	<input type="radio"/>	<input type="radio"/>	<input type="radio"/>
Employee stock purchase plan	<input type="radio"/>	<input type="radio"/>	<input type="radio"/>	<input type="radio"/>	<input type="radio"/>
Life insurance plan	<input type="radio"/>	<input type="radio"/>	<input type="radio"/>	<input type="radio"/>	<input type="radio"/>
Medical plan	<input type="radio"/>	<input type="radio"/>	<input type="radio"/>	<input type="radio"/>	<input type="radio"/>
Vacation policy	<input type="radio"/>	<input type="radio"/>	<input type="radio"/>	<input type="radio"/>	<input type="radio"/>
Vision plan	<input type="radio"/>	<input type="radio"/>	<input type="radio"/>	<input type="radio"/>	<input type="radio"/>
profit sharing	<input type="radio"/>	<input type="radio"/>	<input type="radio"/>	<input type="radio"/>	<input type="radio"/>

3 Are there any changes you would make to the existing benefits plan?

Answer

--Select--

Next

Powered by: www.analysesurvey.com

Some snapshots

Sample Report-Customer Satisfaction with product or service > Analyse Response

[Frequency Report](#)
[Frequency Custom Chart](#)
[CrossTab Report](#)
[CrossTab Custom Chart](#)
[Individual Responses](#)
[Raw Data](#)
[Export Report](#)

Choose your export format : MS - Excel

Export

Question	Answer	Number	Percentage	Chart
----------	--------	--------	------------	-------

What is your overall satisfaction rating with our company?

Dissatisfied

7

4%



Satisfied

109

62.29%



Very Dissatisfied

8

4.57%



Very Satisfied

51

29.14%



Please tell us why you feel that way

Unlikely

5

2.86%



Please tell us why you feel that way.

[View Response](#)

How likely are you to purchase a product again from our company?

Neutral

39

45.35%



Very Likely

42

48.84%



Very Unlikely

5

5.81%



Please rate your level of satisfaction with your sales representative in the following areas.

Dissatisfied

Professionalism

18

7.93%



Responsiveness

7

3.08%



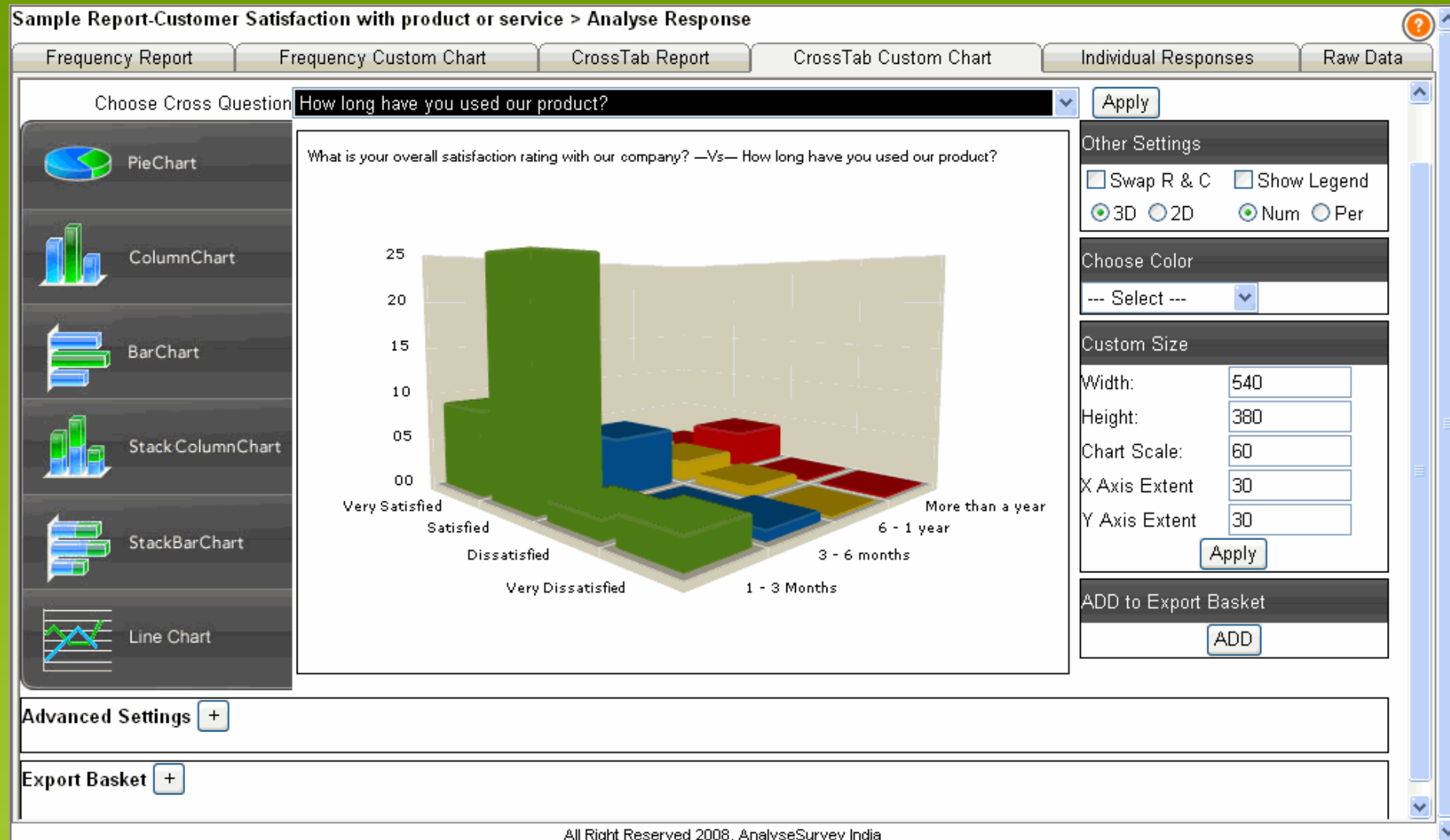
Understanding of my needs

8

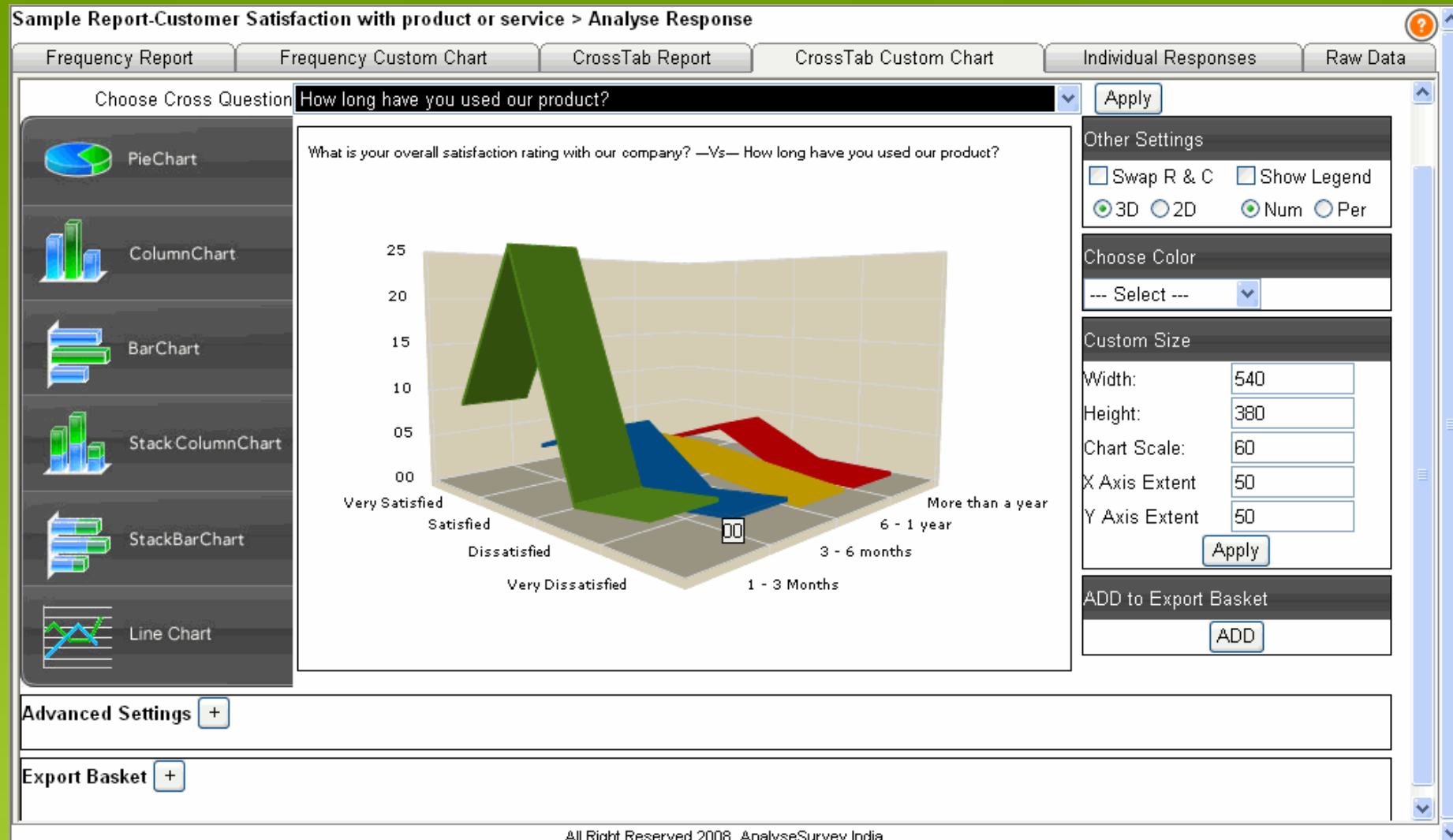
3.52%



Some snapshots



Some snapshots





Sample Report-Customer Satisfaction with product or service > Analyse Response

Frequency Report

Frequency Custom Chart

CrossTab Report

CrossTab Custom Chart

Individual Responses

Raw Data

Choose Question: What is your overall satisfaction rating with our company?

[\[Edit Title\]](#)



PieChart



ColumnChart



BarChart



Stack ColumnChart

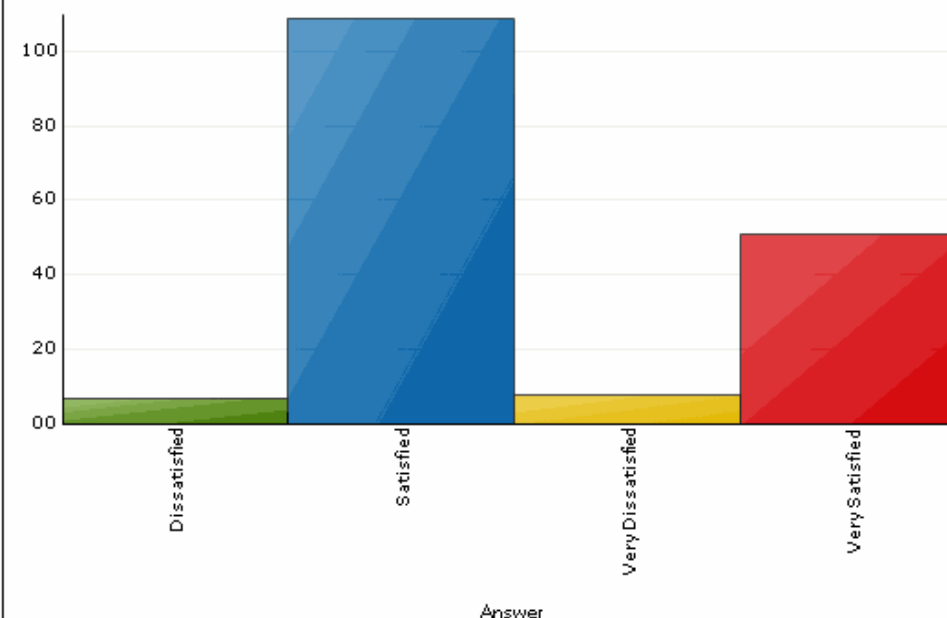


StackBarChart



Line Chart

What is your overall satisfaction rating with our company?



Other Settings

☒ Swap R & C ☐ Show Legend
☐ 3D ☒ 2D ☒ Num ☐ Per

Choose Color

--- Select ---

Custom Size

Width: 540
 Height: 380
 Chart Scale: 35
 X Axis Extent: 102
 Y Axis Extent: 20

[Apply](#)

ADD to Export Basket

[ADD](#)

Advanced Settings [+](#)

Export Basket [+](#)

Contact us



Chennai

1-D, Shyam Garden,
No.17/10, Khader Nawaz Khan Road,
Nungambakkam, Chennai - 600006
Ph: +91 44 2833 3341 / 42 / 43
Telefax: +91 44 2640 2203

Other Locations : Bangalore | Hyderabad | Rampur | Malaysia

E-mail: info@ceinfotech.com

Web: www.ceinfotech.com

A black computer mouse with a cord is positioned in the top left corner of the slide.

Thank you